

DREAMWORKS

THE CROODS

A NEW AGE

#CROODSNEWAGE



ACTIVITY PACK

THE DREAMWORKS
CROODS
A NEW AGE

NOW PLAYING IN THEATERS AND ON DEMAND DECEMBER 18!



SECTION

ROW

SEAT

HOME

LIVING ROOM

THE COUCH

- MOVIES & TV -
VUDU

F FANDANGO
NOW

**GRAB YOUR BRONANA BREAD
AND GET READY FOR:**



**THE WORLD'S FIRST FAMILY IS BACK WITH
AND ADVENTURE FOR THE STONE AGES!**

**PRESS PLAY WITH US ON
FRIDAY, DECEMBER 18TH
AT 7:00 PM EST | 4:00 PM PST
FOR A TWITTER WATCH PARTY.**

**FOLLOW @DREAMWORKS ON TWITTER AND USE
#THECROODSWATCHPARTY TO WATCH AND TWEET
ALONG AND FOR A FUN FAMILY MOVIE NIGHT AND
THE CHANCE TO WIN PRIZES.
WE HOPE TO SEE YOU THERE!**

**POST PICS OF YOUR CROODS-TASTIC
NEW GIFTS USING:
#THECROODSWATCHPARTY**



**DON'T FORGET TO DISCLOSE, FOR EXAMPLE:
THANKS @THECROODS FOR THE GIFTS!**

ONCE PRINTED, CUT ALONG DOTTED LINE. ASK AN ADULT FOR HELP WHEN USING SCISSORS.

THE DREAMWORKS
CROODS
A NEW AGE

NOW PLAYING IN THEATERS
AND ON DEMAND DECEMBER 18!

MAKE YOUR OWN
**RED CARPET
WALK**



MAKE PREMIERE NIGHT SPECIAL:

- 1. LINE UP TOWELS OR BATH MATS (PREFERABLY RED ONES) TO MAKE YOUR OWN RED CARPET! BE SURE TO HAVE A PARENT SECURE THE TOWELS SO NO ONE SLIPS!**
- 2. WHY NOT MAKE SOME VELVET ROPES FOR YOUR CELEBRITY WALK? YOU COULD LINE UP CHAIRS BEHIND YOUR RED CARPET AND STRING CREPE PAPER FROM CHAIR TO CHAIR!**
- 3. YOU'LL NEED AN MC TO INTERVIEW THE STARS. HAND THE MIC TO A FAMILY MEMBER AND GET READY TO SHINE!**
- 4. PAPARAZZI ALERT! SOMEONE'S GOING TO HAVE TO SNAP PICS TO PRESERVE MEMORIES - BETTER HAVE MOM OR DAD BRING THEIR CAMERA!**

THE DREAMWORKS
CROODS
A NEW AGE

NOW PLAYING IN THEATERS
AND ON DEMAND DECEMBER 18!

BETTERMAN'S BRONANA BREAD



INGREDIENTS

- COOKING SPRAY
- 8 TABLESPOONS (1 STICK) UNSALTED BUTTER
- 1 CUP GRANULATED SUGAR
- 2 LARGE EGGS
- 1 TEASPOON VANILLA EXTRACT
- 1/4 CUP MILK
- 2 CUPS ALL-PURPOSE FLOUR
- 1 TEASPOON BAKING SODA
- 1/4 TEASPOON SALT
- 1/2 CUP CHOPPED NUTS OR CHOCOLATE CHIPS (OPTIONAL)
- 3 MEDIUM BANANAS, VERY RIPE

SUPPLIES

- 1 8X5-INCH LOAF PAN
- PARCHMENT PAPER
- LARGE BOWL
- MIXER
(WHISK OR FORK IF MAKING BY HAND)

DIRECTIONS

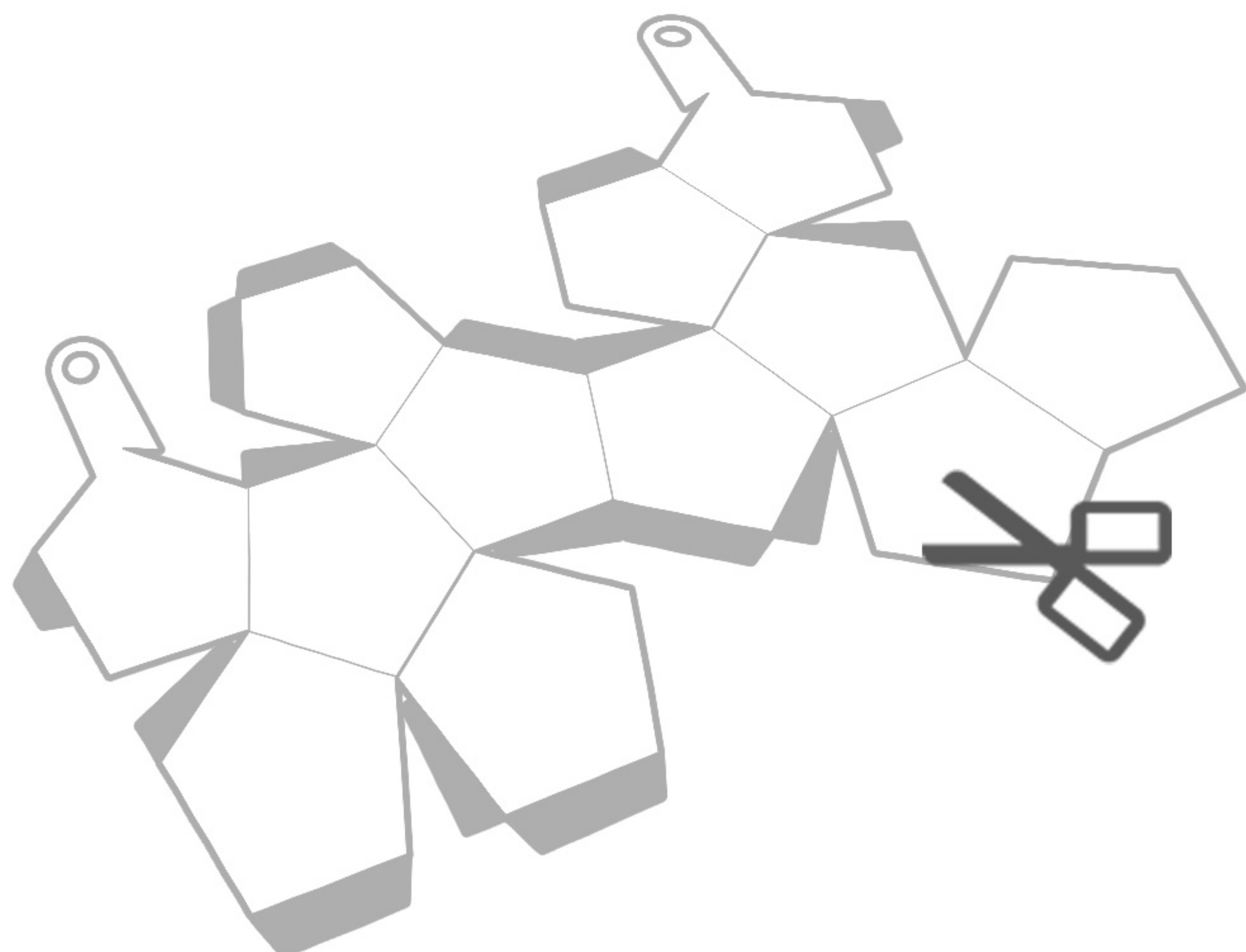
1. HEAT THE OVEN TO 350°F AND PREP THE PAN. LINE LOAF PAN WITH PARCHMENT PAPER, LETTING THE EXCESS HANG OVER THE LONG SIDES AND SPRAY THE INSIDE WITH COOKING SPRAY.
2. MELT THE BUTTER.
3. COMBINE THE BUTTER AND SUGAR.
4. ADD THE EGGS, WHISK UNTIL MIXTURE IS SMOOTH.
5. ADD THE VANILLA AND MILK.
6. MASH IN THE BANANAS.
7. ADD THE FLOUR, BAKING SODA, AND SALT.
8. FOLD IN THE NUTS OR CHOCOLATE (OPTIONAL).
9. POUR THE BATTER INTO THE PAN.
10. BAKE FOR 50 TO 65 MINUTES. BAKE UNTIL THE TOP OF THE CAKE IS DARK BROWN. OVENS VARY SO AT 50 MINUTES CHECK EVERY 5 MINUTES AFTER.
11. COOL AND REMOVE FROM PAN.

*ASK AN ADULT FOR HELP WHEN USING AN OVEN AND MIXER.

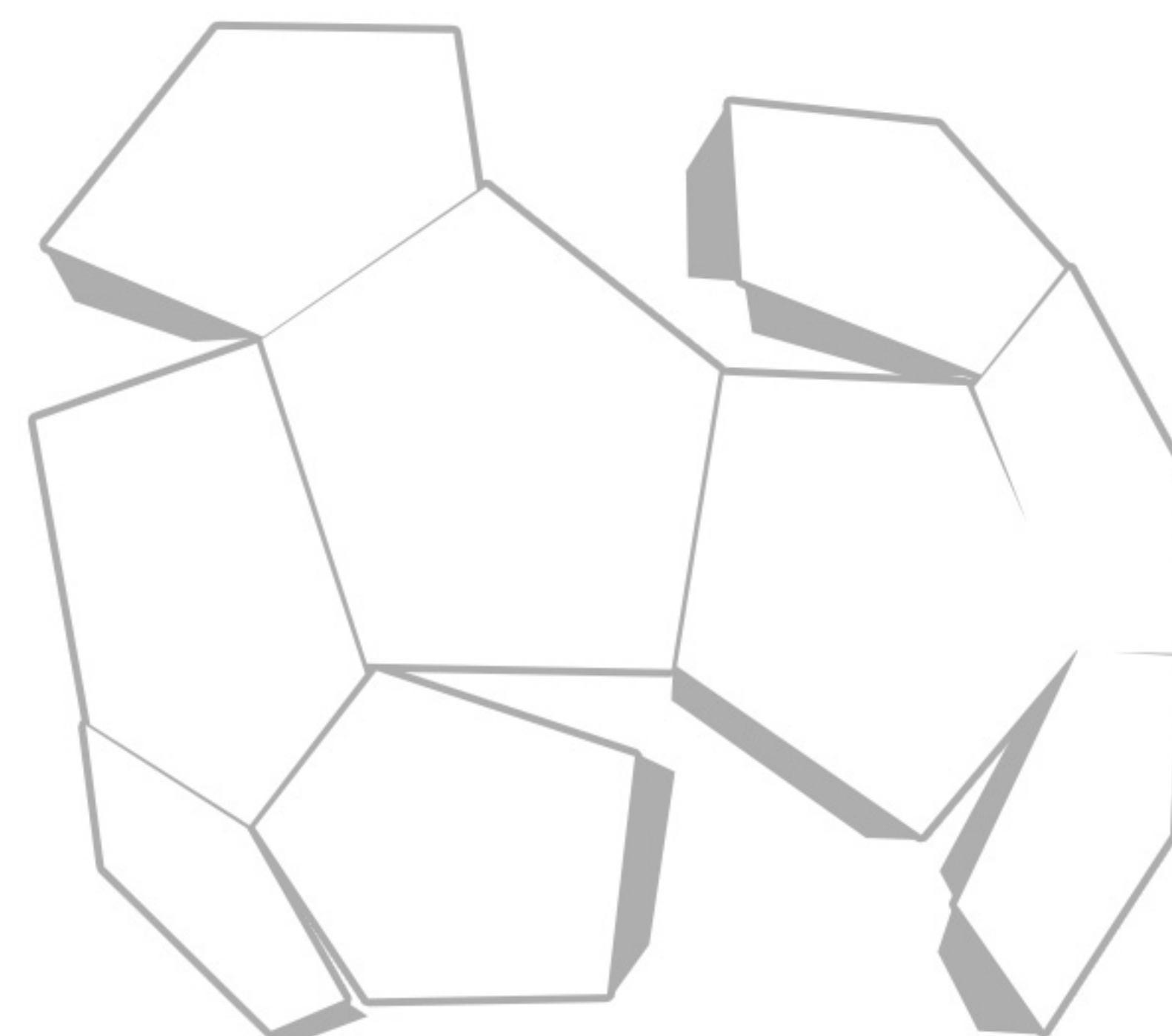


NOW PLAYING IN THEATERS AND ON DEMAND DECEMBER 18!

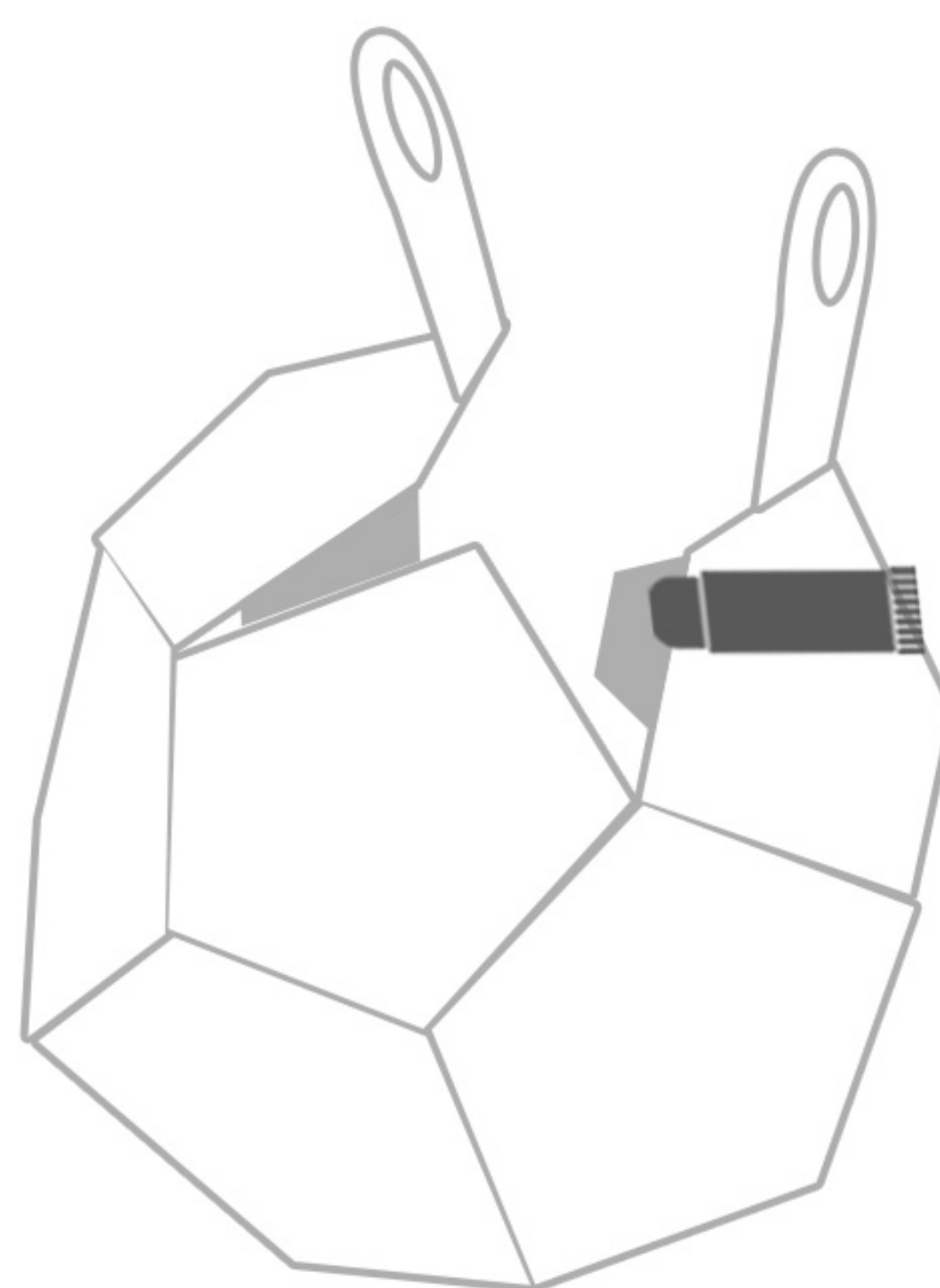
FESTIVE TREE ORNAMENT



**1) CUT OUT THE DECORATION,
INCLUDING GRAY TABS.**



2) FOLD ON ALL EDGES.



3) GLUE OR TAPE GRAY TABS INSIDE THE ORB.

DREAMWORKS
THE CROODS
A NEW AGE

NOW PLAYING IN THEATERS AND ON DEMAND DECEMBER 18!



THE DREAMWORKS
CROODS
A NEW AGE

NOW PLAYING IN THEATERS AND ON DEMAND DECEMBER 18!

CAVE DRAWINGS



CONNECT THE DOTS THEN USE THE LETTER GUIDE TO COLOR EACH SPACE AND DISCOVER YOUR PICTURE!

**A = LIGHT BROWN B = DARK BROWN C = GREY D = GREEN E = BLUE
F = ORANGE G = YELLOW H = WHITE**

THE CROODS
A NEW AGE

NOW PLAYING IN THEATERS AND ON DEMAND DECEMBER 18!

CAVE DRAWINGS



CONNECT THE DOTS THEN USE THE LETTER GUIDE TO COLOR EACH SPACE AND DISCOVER YOUR PICTURE!

**A = LIGHT BROWN B = DARK BROWN C = GREY D = GREEN E = BLUE
F = ORANGE G = YELLOW H = WHITE I = BEIGE**

THE CROODS
A NEW AGE

NOW PLAYING IN THEATERS AND ON DEMAND DECEMBER 18!

CAVE DRAWINGS



THE DREAMWORKS **CROODS**
A NEW AGE

NOW PLAYING IN THEATERS AND ON DEMAND DECEMBER 18!

CROODOKU

EACH OF THE FOUR BLOCKS HAS TO CONTAIN ALL THE NUMBERS 1-4 WITHIN ITS SQUARES.
EACH NUMBER CAN ONLY APPEAR ONCE IN A ROW, COLUMN OR BOX.

3			2
	4	1	
	3	2	
4			1

2	3	4	1
3	4	1	2

	2		
	1	4	
		3	

	4		1
3			
			4

	1		
4	2		
		2	
	3		

2			
		1	
	2		
			4

THE DREAMWORKS
CROODS
A NEW AGE

NOW PLAYING IN THEATERS AND ON DEMAND DECEMBER 18!

CROODITÉS



INGREDIENTS

- 1 CUP SOUR CREAM
- 1/2 CUP MAYONNAISE
- 2 GREEN ONIONS, FINELY CHOPPED
- 1 TBSP LEMON JUICE
- 1 TBSP MINCED FRESH PARSLEY
- 1 TSP DILL WEED
- 1 GARLIC CLOVE, MINCED
- 1/2 TSP SEASONED SALT
- 1/8 TSP PEPPER
- ASSORTED FRESH VEGETABLES

DIRECTIONS

COMBINE THE FIRST 9 INGREDIENTS; MIX WELL. COVER AND REFRIGERATE AT LEAST 2 HOURS. IF DESIRED, SPRINKLE WITH ADDITIONAL PARSLEY. SERVE WITH VEGETABLES CUT TO DIPPING SIZE.



*ASK AN ADULT FOR HELP WHEN CUTTING.

THE DREAMWORKS
CROODS
A NEW AGE

NOW PLAYING IN THEATERS AND ON DEMAND DECEMBER 18!

CHUNKY CHEWS

INGREDIENTS

- 1/2 CUP BUTTER SOFTENED
- 2 CUPS BROWN SUGAR
- 2 TSP VANILLA
- 2 LARGE EGGS
- 2 CUPS FLOUR
- 2 TSP BAKING POWDER
- 1/2 TSP SALT
- 1 CUP BUTTERSCOTCH CHIPS

DIRECTIONS

1. PREHEAT TO 350 DEGREES
2. IN A MEDIUM BOWL, CREAM TOGETHER BUTTER AND SUGAR
3. ADD VANILLA & EGGS, MIX WELL
4. ADD FLOUR, BAKING POWDER & SALT
5. MIX WELL
6. FOLD IN THE BUTTERSCOTCH CHIPS
7. SPREAD THE BATTER IN A GREASED 9X13 PAN
8. BAKE FOR 30-35 MINUTES UNTIL THE BARS ARE SET IN THE MIDDLE
9. CUT WHILE THE BARS ARE WARM



*ASK AN ADULT FOR HELP WHEN USING AN OVEN.

THE CROODS A NEW AGE

NOW PLAYING IN THEATERS
AND ON DEMAND DECEMBER 18!

SWEET SASH & BELT COOKIES

INGREDIENTS

- 2 CUPS ALL PURPOSE FLOUR
- 1 TSP. BAKING POWDER
- PINCH SALT
- 2 EGGS
- 1/2 CUP GRANULATED SUGAR
- 1/3 CUP OLIVE OIL
- 1 TSP. VANILLA EXTRACT
- 1 TSP. GRATED LEMON ZEST
- EGG WASH
1 EGG YOLK & 1 TSP. WHOLE MILK
- 2 TSP. TURBINADO SUGAR



DIRECTIONS

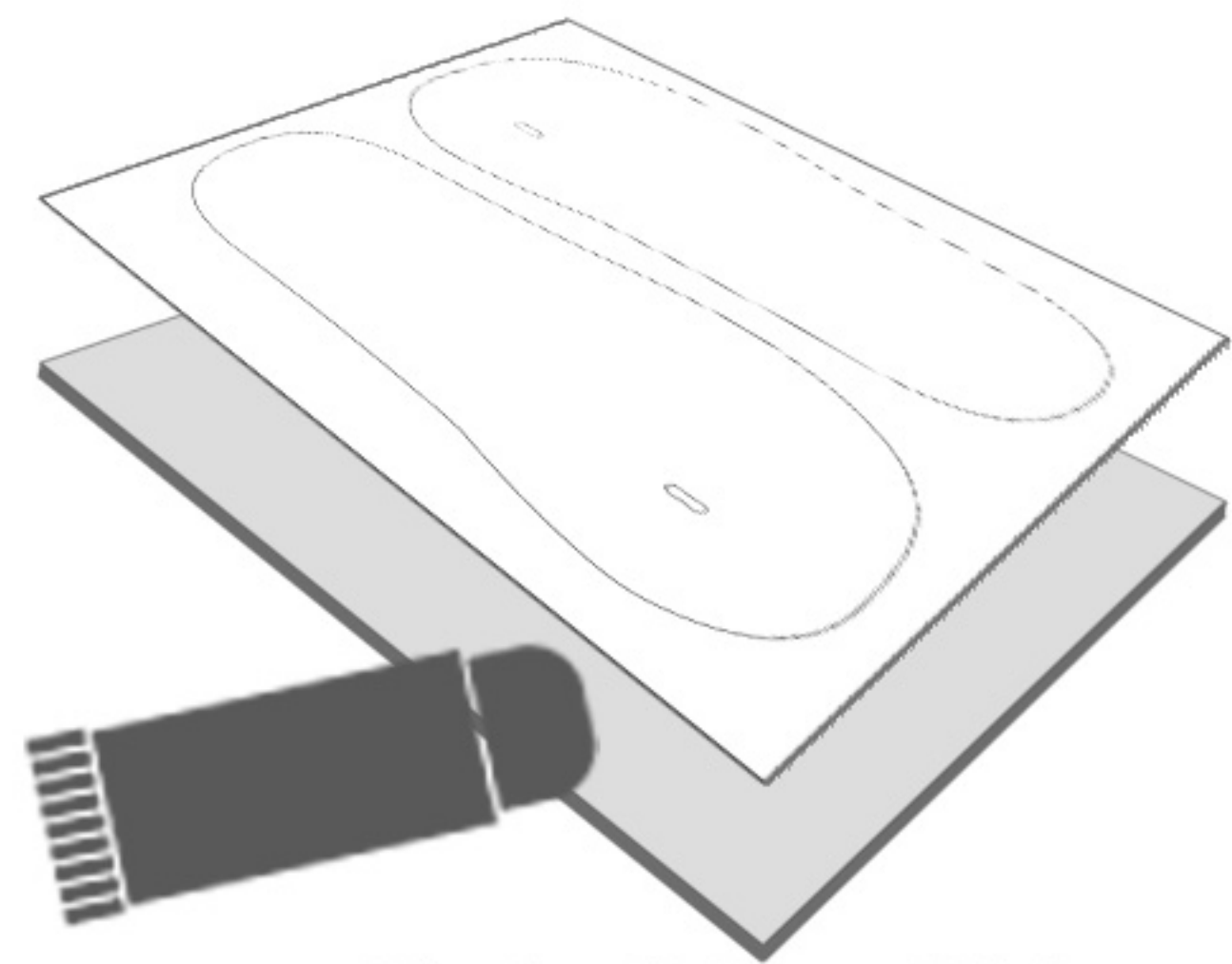
1. IN A MEDIUM BOWL, SIFT FLOUR, BAKING POWDER & SALT
2. IN A LARGE BOWL, USING AN ELECTRIC WHISK, WHISK EGGS TILL FROTHY (3-4 MINS)
3. SLOWLY ADD SUGAR, WHISK TILL COMBINED AND SLIGHTLY THICKENED (2 MINS)
4. ADD OIL, VANILLA EXTRACT & ZEST
5. ADD DRY INGREDIENTS, MIX WITH SPOON UNTIL DOUGH IS SOFT
6. SCOOP (APPROX 2 TBSP) DOUGH OUT IN PIECES ON FLOURED SURFACE
7. ROLL EACH PIECE INTO 4-5" STRAND WITH 1/2" DIAMETER
8. PLACE ON PARCHMENT-LINED COOKIE SHEET IN S SHAPE
9. BRUSH COOKIES WITH EGG WASH
10. SPRINKLE WITH TURBINADO SUGAR
11. PREHEAT OVEN TO 350 DEGREES
12. BAKE FOR 15-17 MINS IN MIDDLE OF OVEN TILL UNDERNEATH IS SLIGHTLY BROWN
13. TRANSFER TO WIRE RACK TO COOL

*ASK AN ADULT FOR HELP WHEN USING AN OVEN AND MIXER.

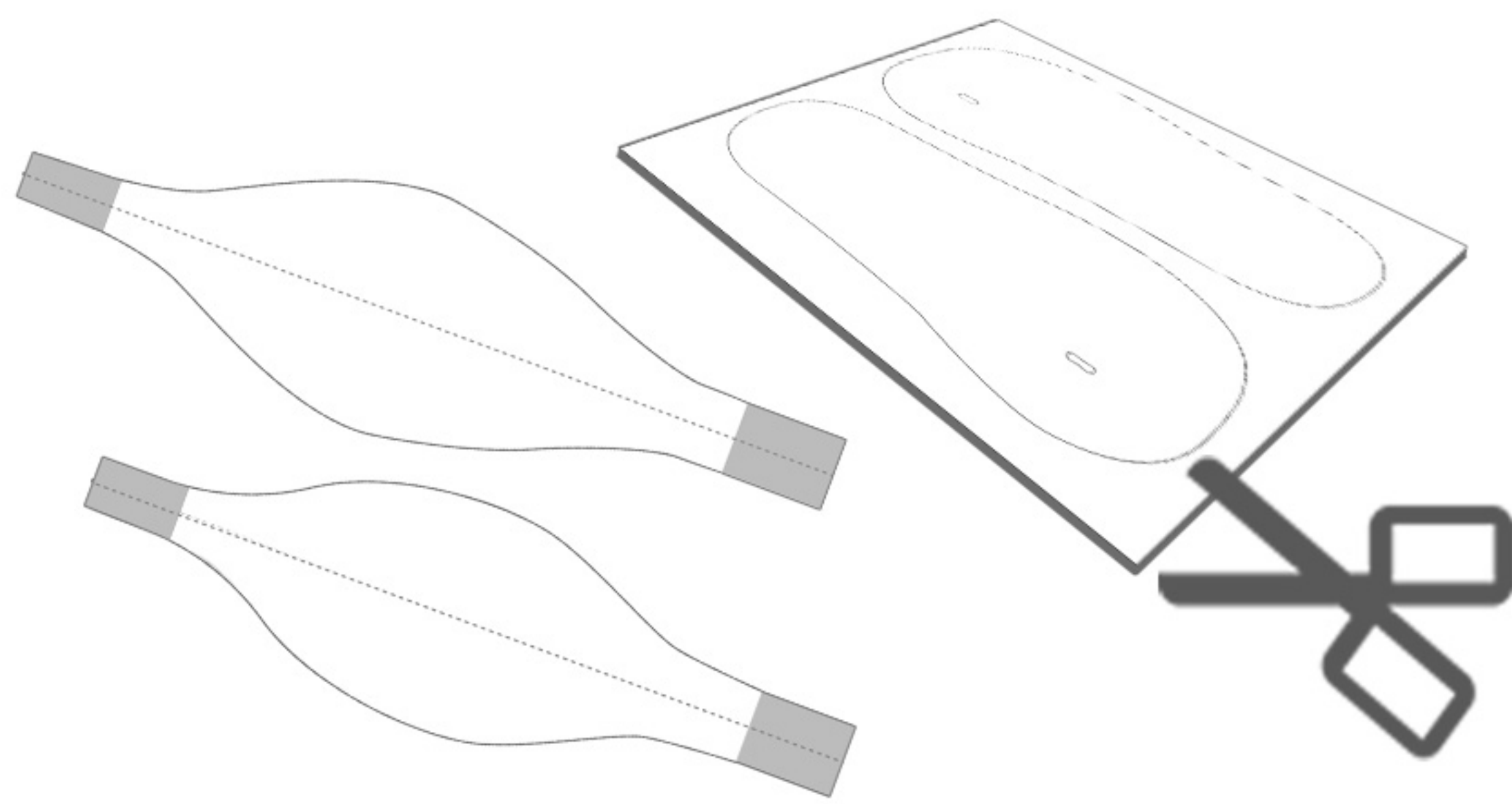
THE CROODS
A NEW AGE

NOW PLAYING IN THEATERS AND ON DEMAND DECEMBER 18!

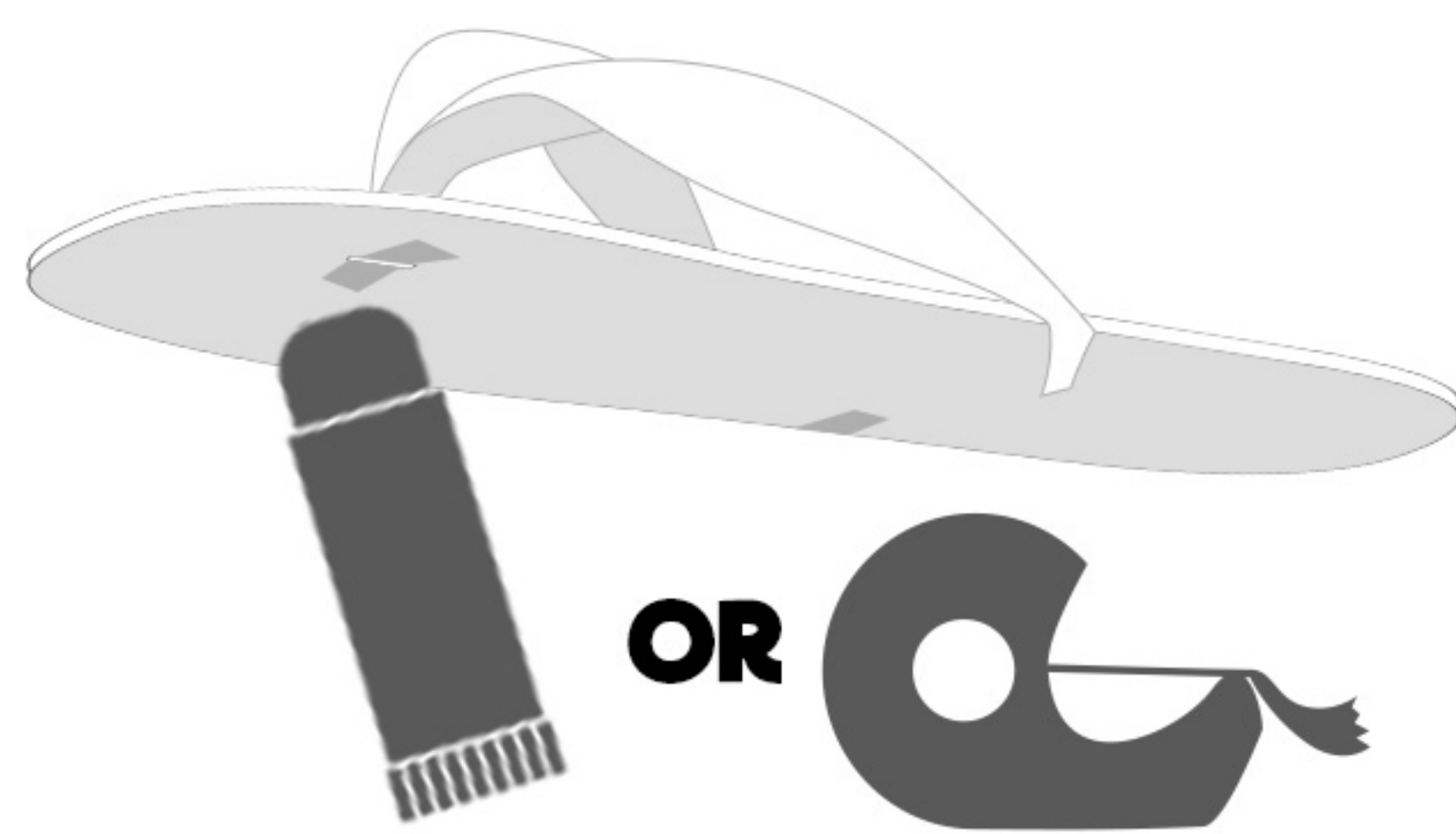
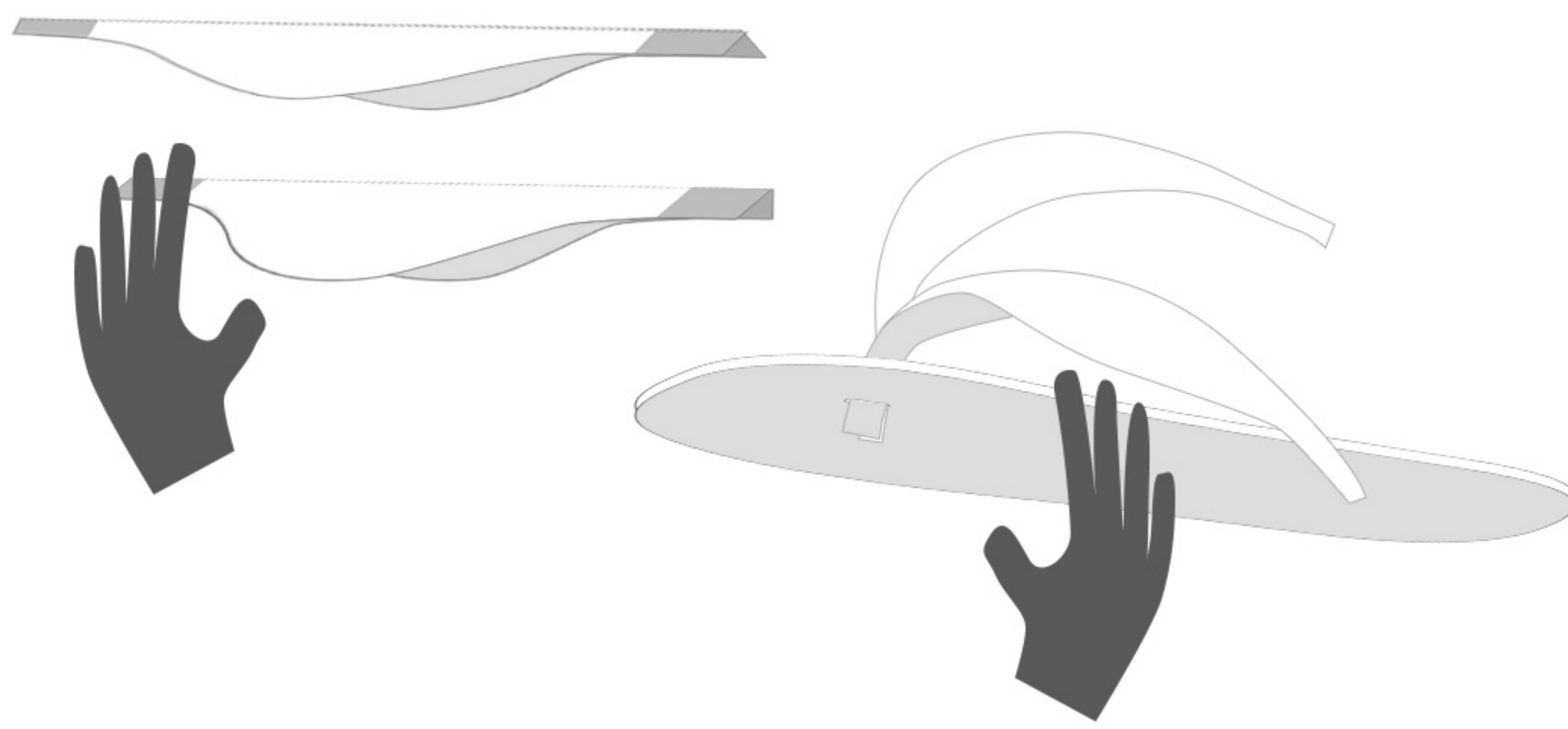
MAKE YOUR OWN BETTERMAN SANDALS





GLUE BOTTOM
TO CARDBOARD



*ASK AN ADULT FOR HELP BEFORE USING SCISSORS.







THE DREAMWORKS
CROODS
A NEW AGE

NOW PLAYING IN THEATERS AND ON DEMAND DECEMBER 18!

**CHUNKY
FACE MASK**



THE DREAMWORKS
CROODS
A NEW AGE

NOW PLAYING IN THEATERS AND ON DEMAND DECEMBER 18!

PUNCH MONKEY
FACE MASK



DREAMWORKS
THE CROODS
A NEW AGE

NOW PLAYING IN THEATERS AND ON DEMAND DECEMBER 18!

SASH
FACE MASK



THE DREAMWORKS
CROODS
A NEW AGE

NOW PLAYING IN THEATERS AND ON DEMAND DECEMBER 18!

**BELT
FACE MASK**



THE DREAMWORKS
CROODS
A NEW AGE

NOW PLAYING IN THEATERS AND ON DEMAND DECEMBER 18!

CREATE STICKERS!

INSTRUCTIONS: USING REGULAR PAPER AND TAPE OR 8.5"X11" STICKER SHEETS, PRINT YOUR CROODS STICKERS, CUT ALONG THE DOTTED LINE AND DECORATE YOUR WORLD!

*ASK AN ADULT FOR HELP BEFORE USING SCISSORS!



LET'S GET WILD!



FACE THE FUTURE!



A MOM KNOWS BETTER



SEATBELT MODE



OOH LA LA



DUN DUN DUN!



RAAAR!

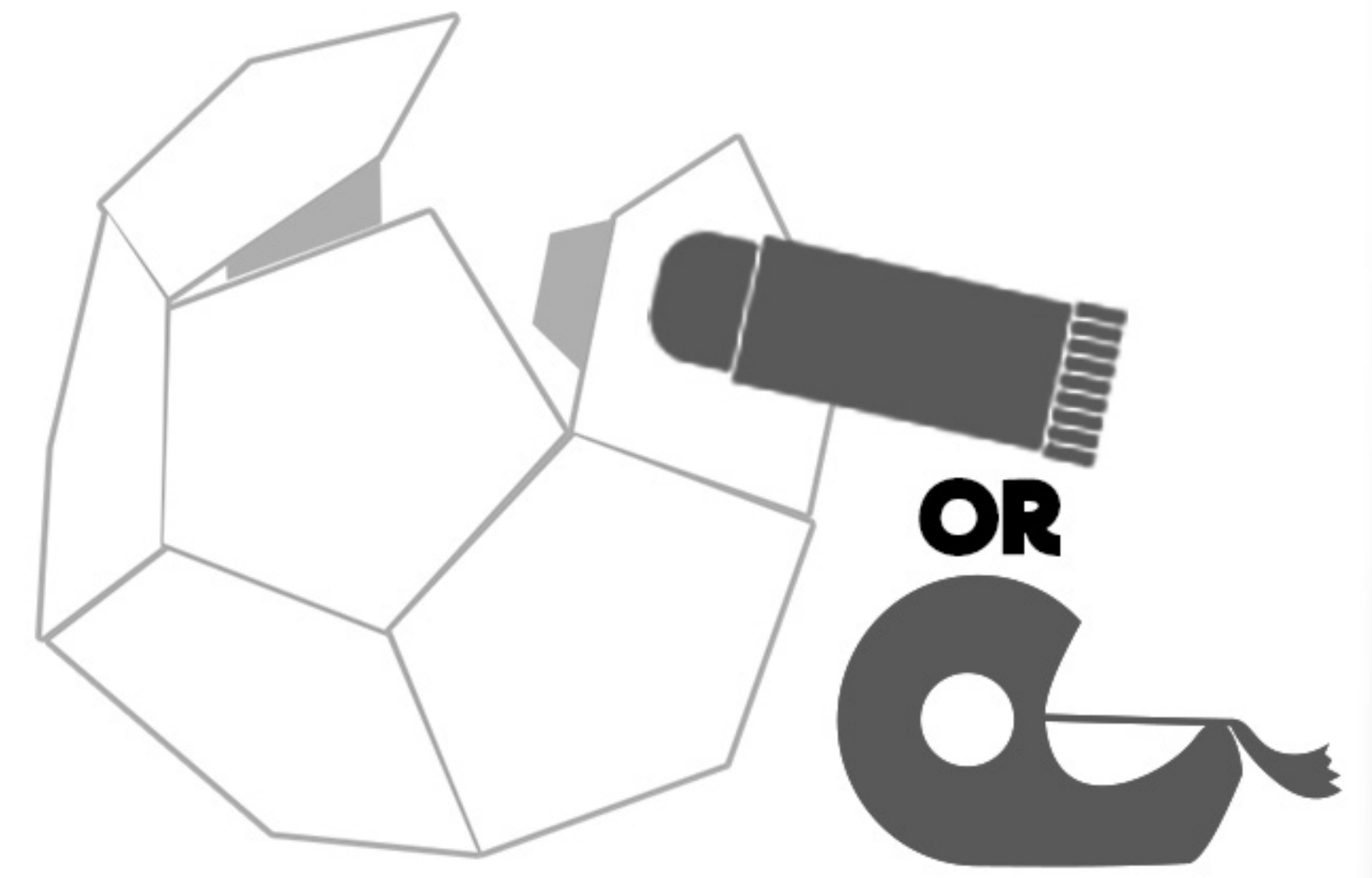
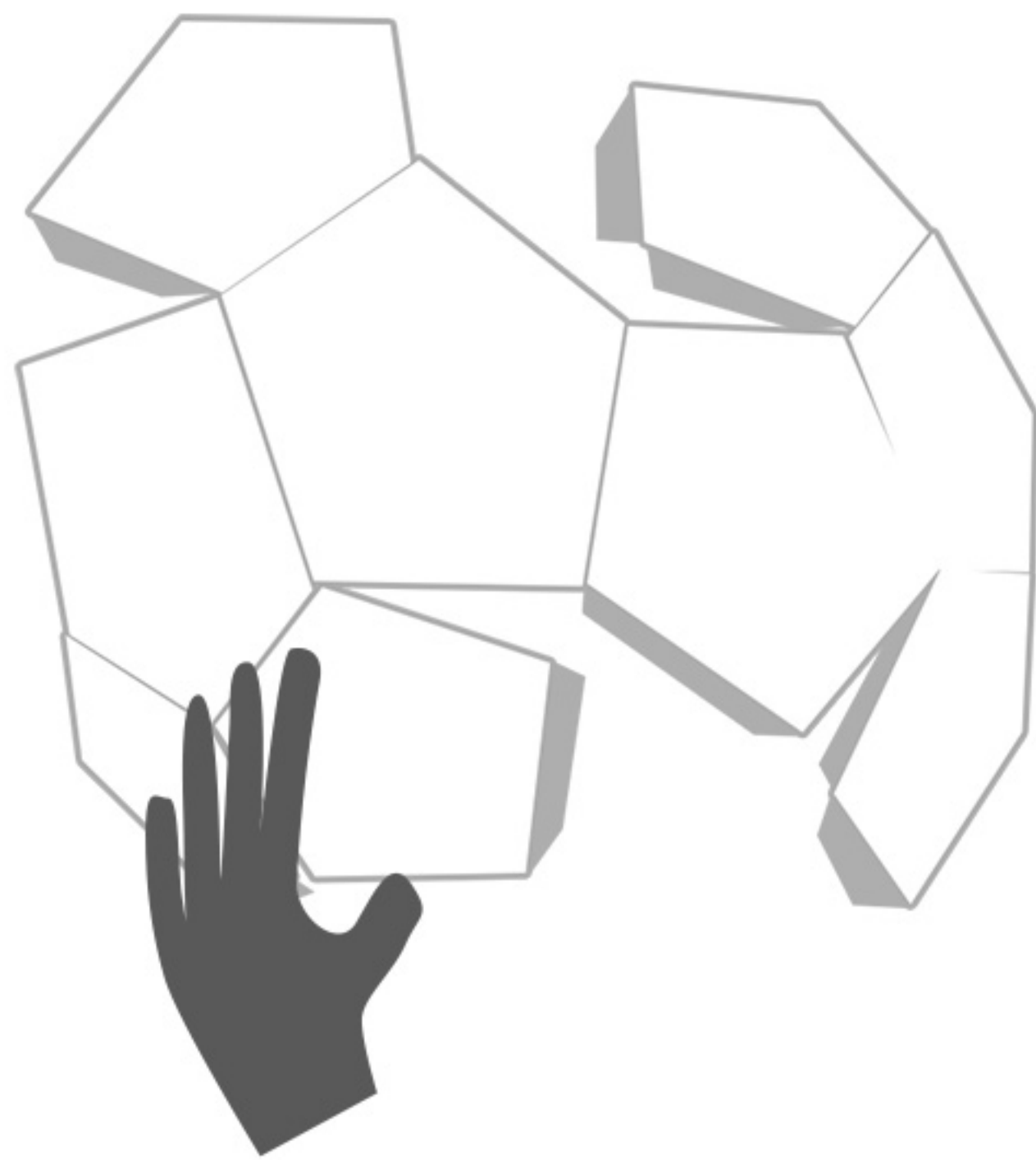
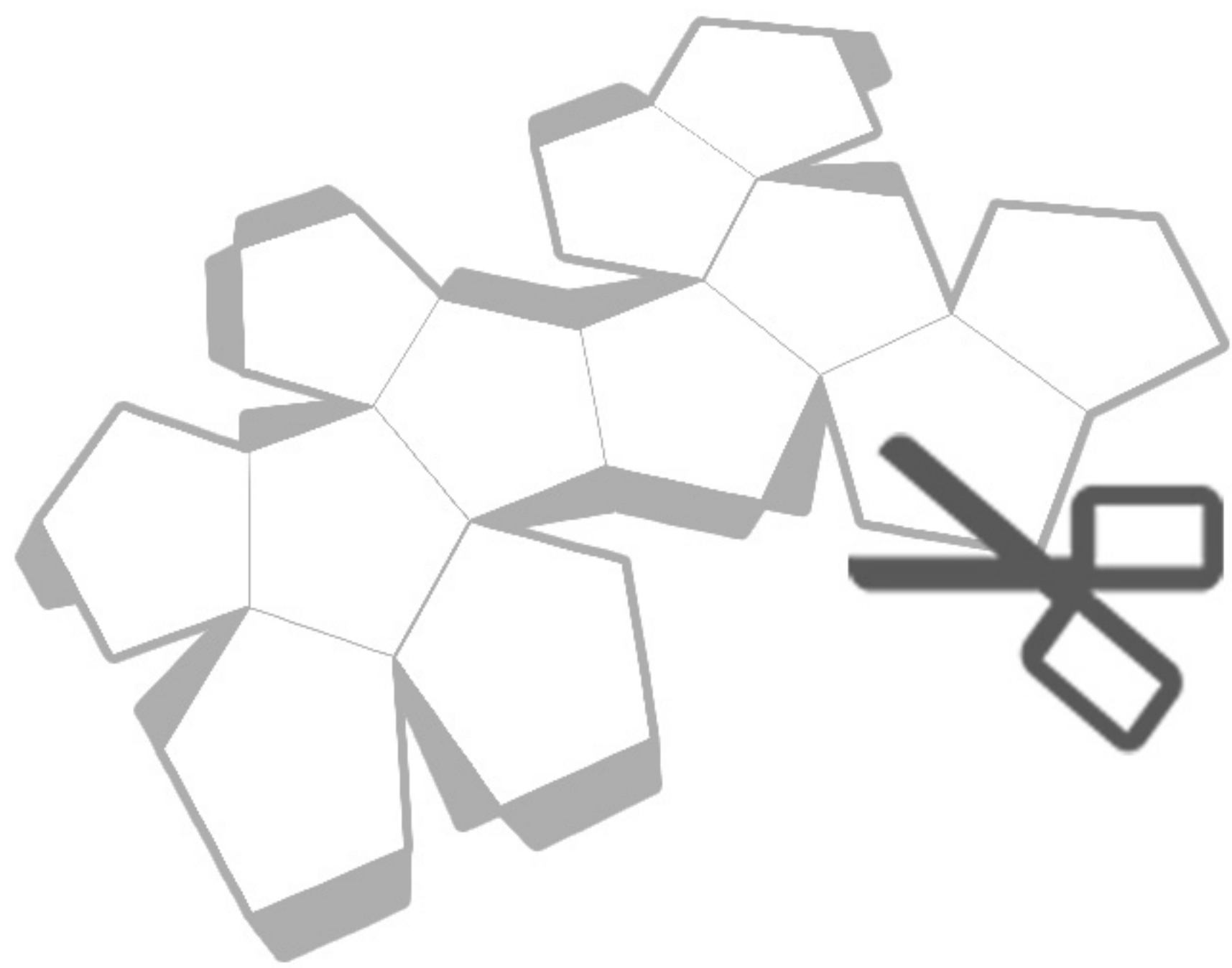





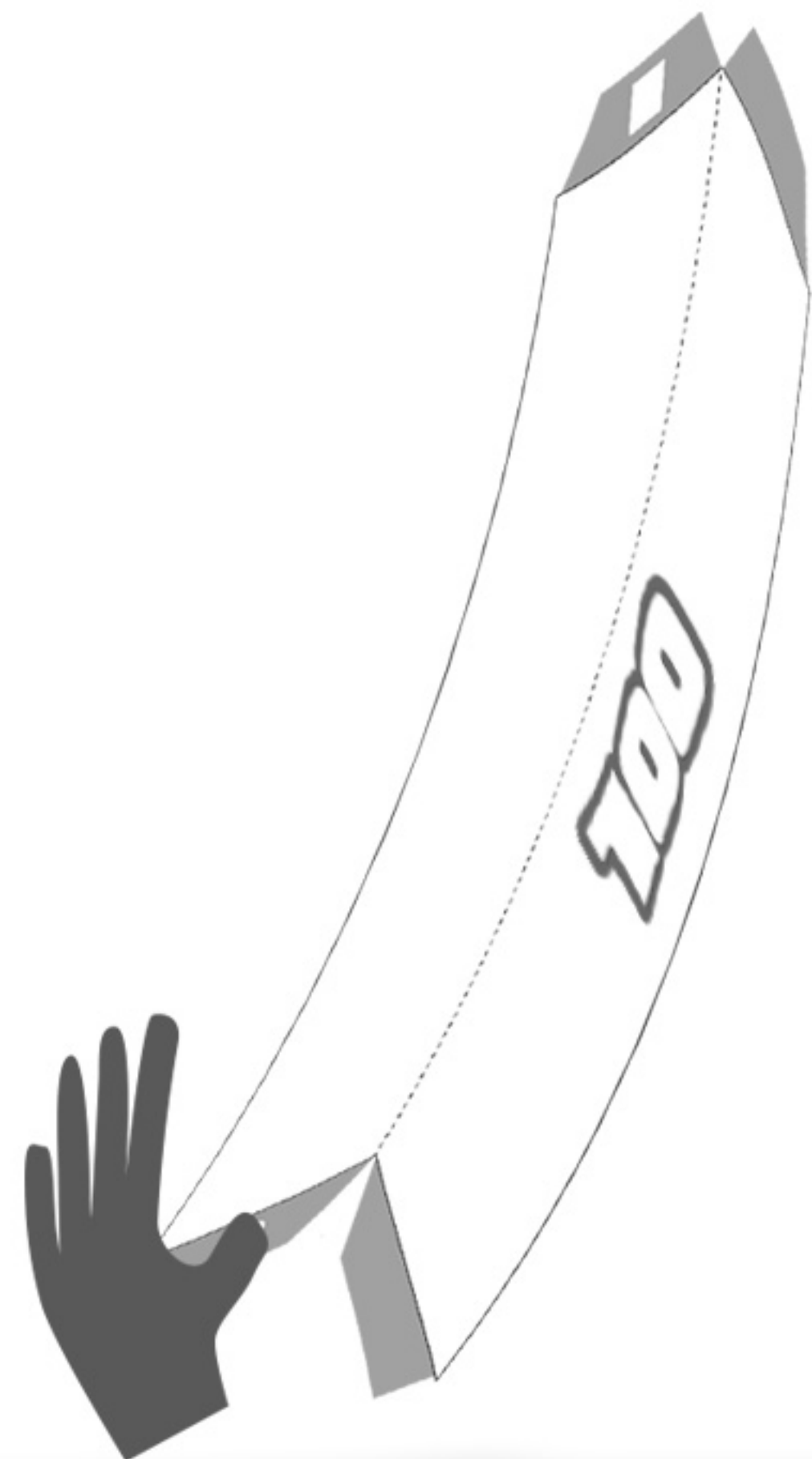

DREAMWORKS
THE CROODS
A NEW AGE

NOW PLAYING IN THEATERS AND ON DEMAND DECEMBER 18!

BOULDER TOSS



***ASK AN ADULT FOR HELP BEFORE USING SCISSORS.**

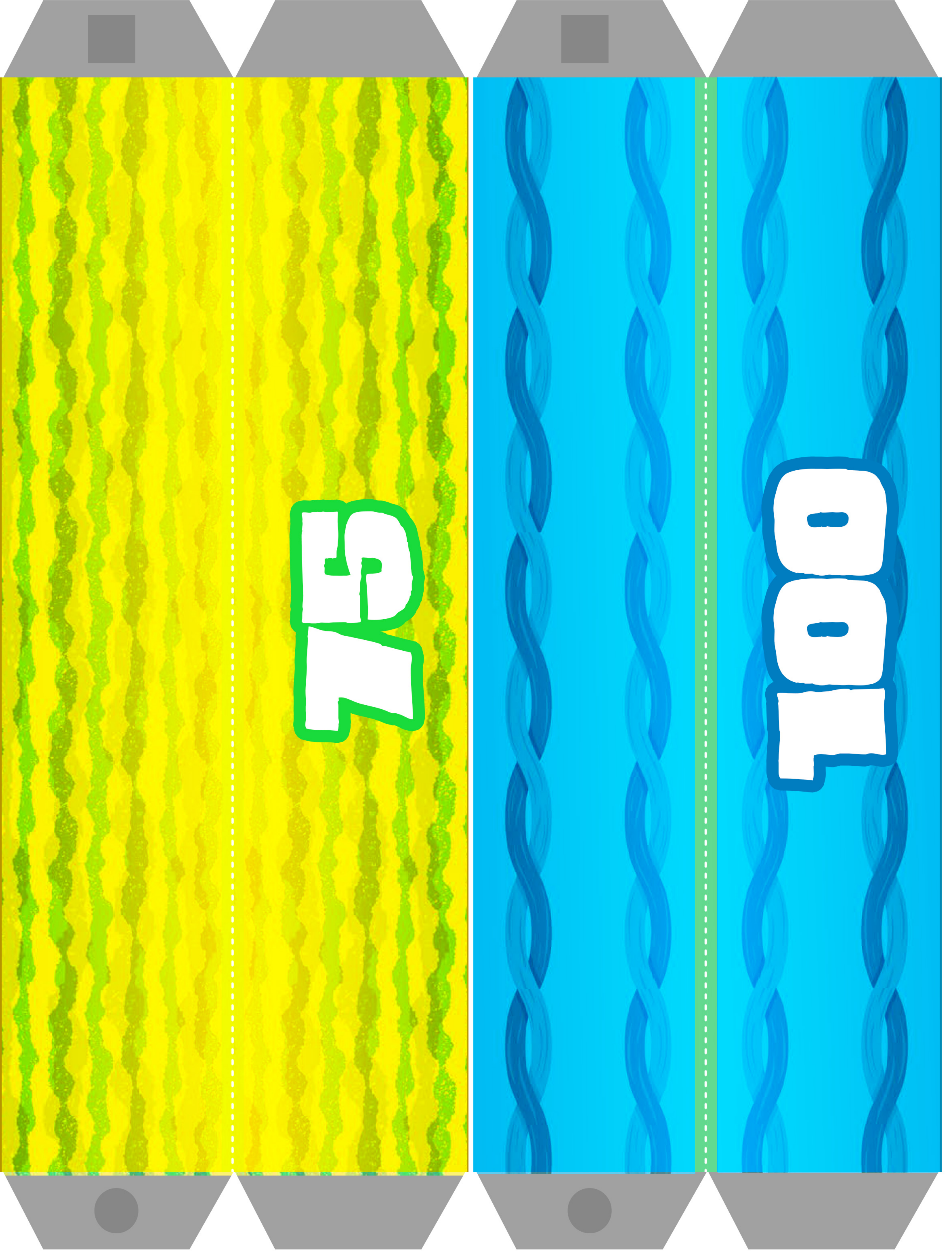












WATERMELON

WATERMELON

